

How Patients Can Download MyChart Mobile App

myUCLAhealth has a mobile app called “MyChart”, which gives you access to lab results, messages, appointments, current medications, health summary (which includes allergies, immunizations, and health issues), billing, questionnaires, and track my health.

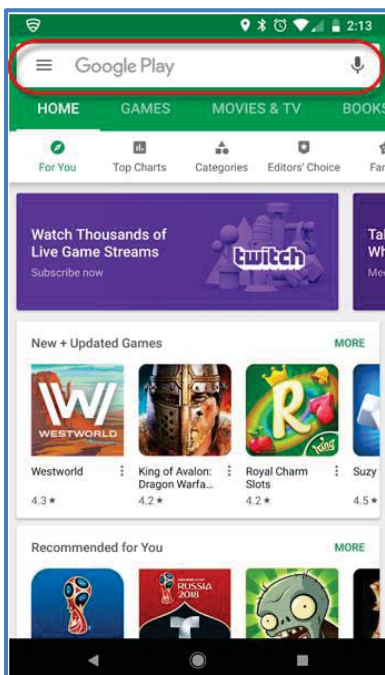
How Patients Can Download the App Onto a Device (Android or iOS)

Steps for an Android Device:

1. Click on **Play Store**, on your device.



2. Enter “Epic MyChart” in the Search box.



3. Click on the green **Install** button.
4. Click on the **Open** button.
5. **Accept** the Terms and Conditions.
6. Scroll through the list and click on “UCLA Health”.
7. Enter your **Username** and **Password**.
*****Note:** You must have an active myUCLAhealth account before downloading the mobile app. You can only create a myUCLAhealth account using our website, myUCLAhealth.org. You cannot create an account using the mobile app.




© 2018 Epic Systems Corporation. Used with permission.

8. You will see a page showing your **Care Team** and various featured **Activities**.

*****Note:** Please know that our website, myUCLAhealth.org, has more functionality than our mobile app. We are currently working to make our mobile app equally compatible.

Steps for an iOS Device:

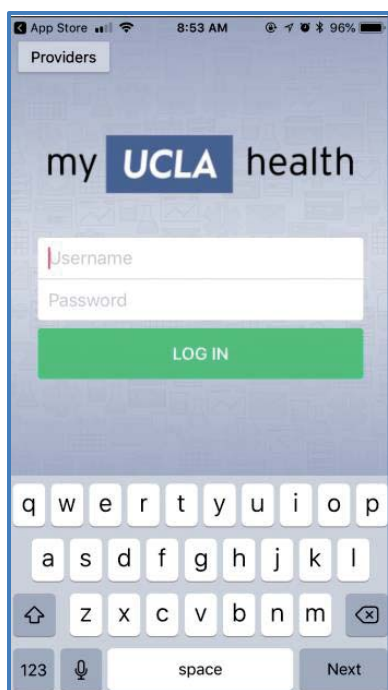
1. Click on “App Store”.
2. Enter “Epic MyChart” in the search box



1. Click on the green “Install” button.
2. Click on the “Open” button.
3. Accept the Terms and Conditions.
4. Scroll through the list and click on “UCLA Health”.



5. Enter your username and password.



*****Note:** Please know that our website, myUCLAhealth.org, has more functionality than our mobile app. We are currently working to make our mobile app equally compatible.

Additional Information:

For MyChart/myUCLAhealth questions, please contact the **MyChart Support Number:** (855) 364-7052.